**Use:**

exhaust in low- and medium-pressure installations.

Assembly:

On rectangular air ducts, in expansion containers and underslung ceilings. Fixing with the use of visible bolts in embossed inlets in head frames or with an assembly of a central bolt.

Construction:

Head frame and inner ventilation raster made of embossed aluminium profiles. Permanent blade mounting. Possibility of ordering a diffuser in the form of a raster itself – ASW-RS-al-R.

Material:

Aluminium, alloy 6063.

Surface finishing:

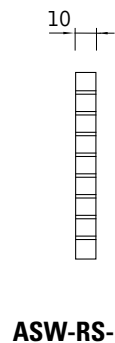

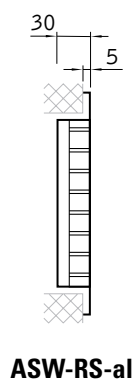
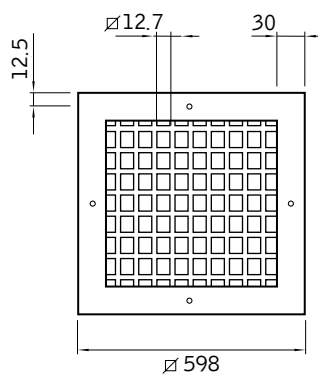
Colourless powder varnish layer or to order a different one than in the catalogue RAL.

Flow adjustment:

With the use of contra-rotation damper type P. Setting air flow takes place from face without the necessity of dismantling a diffuser or with the use of two-dimensional damper at an inlet of expansion cabinet SR.

Certificates:

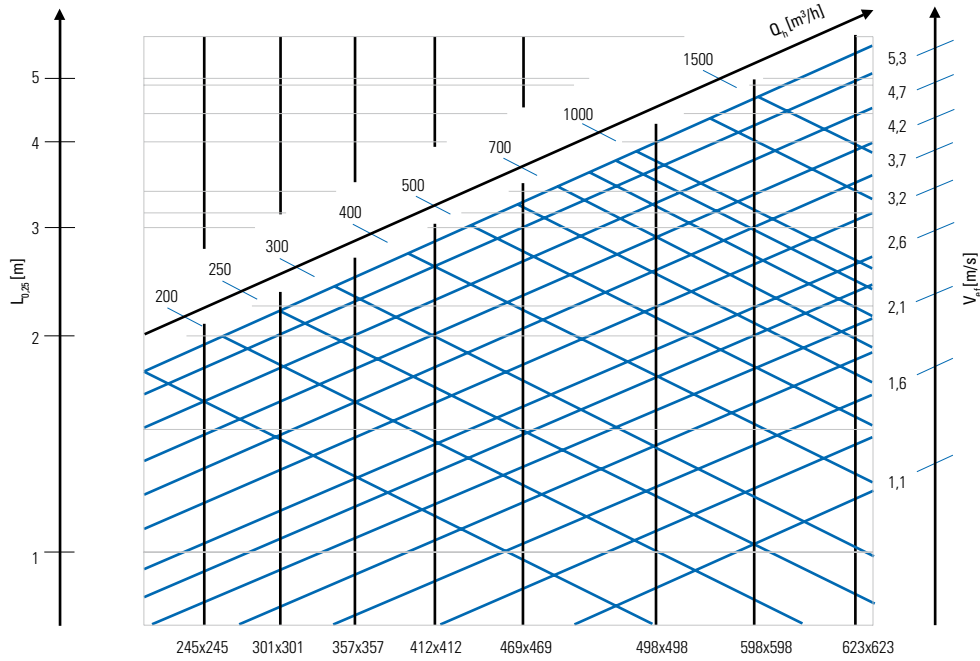
Hygiene certificate: HK/B/1705/02/2008

Dimensions and type marking:

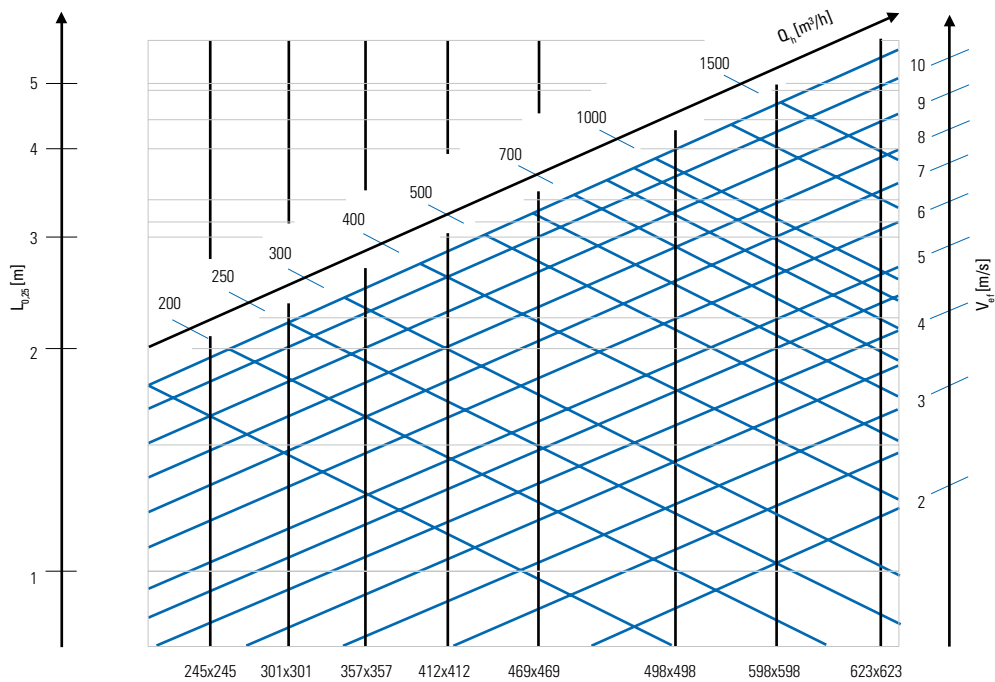
Graphs selection for exhaust diffusers ASW

Pressure loss relation (Δp), maximum stream velocity relation (V_{e1}), range of velocity stream $V=0,25$ m/s ($L_{0,25}$), and a level of acoustic power (L_{WA}) from air stream volume (Q).

Diffuser ASW-1, ASW-2

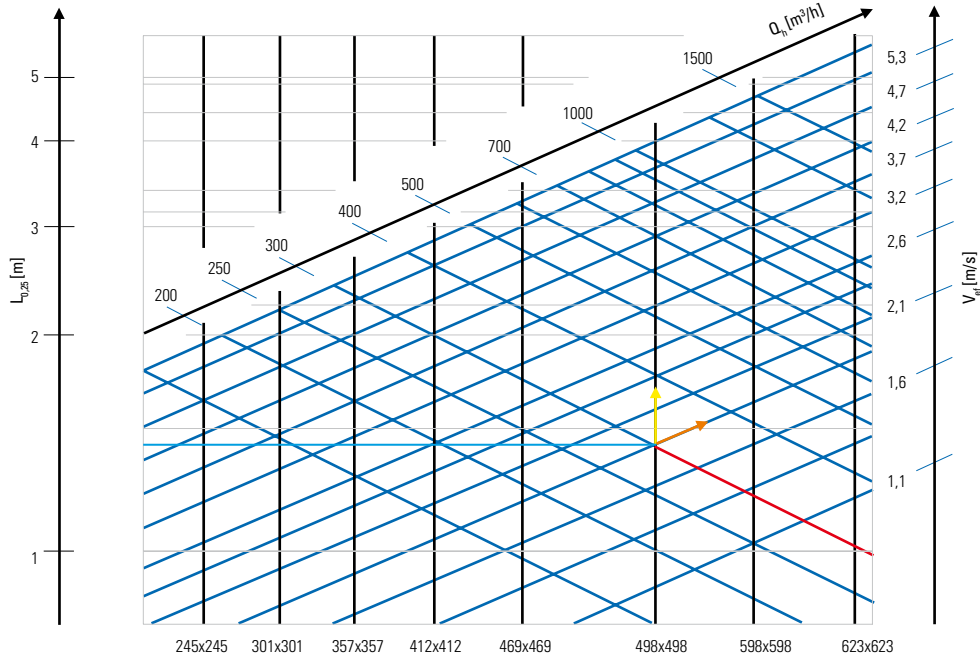


Diffuser ASW-3



Instructions for the diagrams of ASW exhaust diffuser selection

Diffuser ASW-1, ASW-2



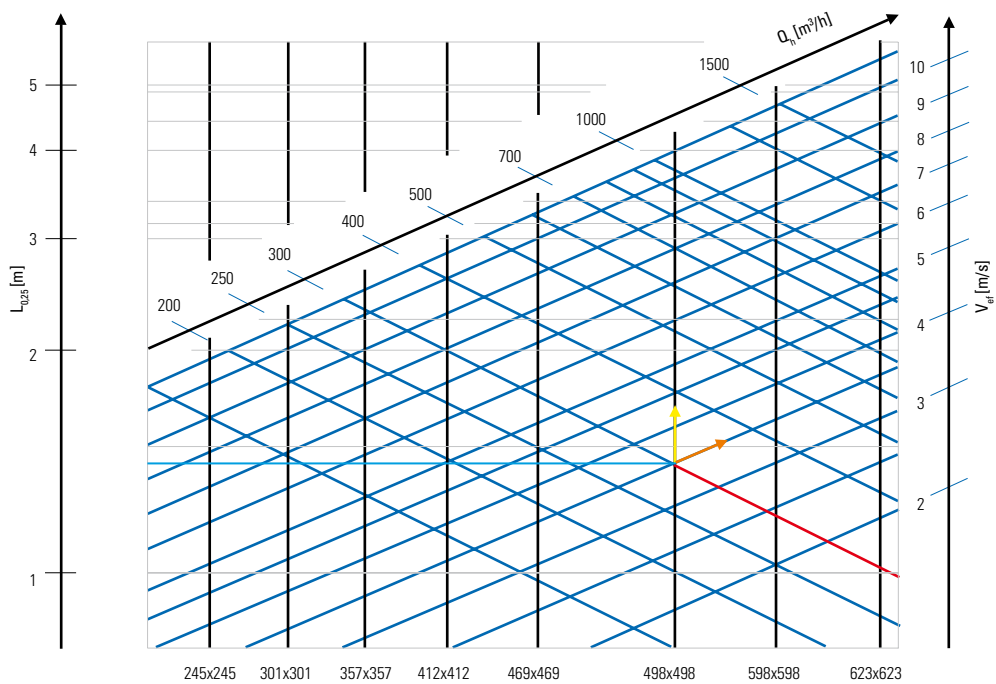
Example (colours adequate to lines):

- air outlet stream 300 m³/h
- flow velocity 0,25 m/s in the range of L = 1,5 m

Diagram reading

- Diffuser size 498x498
- Outflow velocity 1,9 m/s

Diffuser ASW-3



Example (colours adequate to lines):

- air outlet stream 300 m³/h
- flow velocity 0,25 m/s in the range of L = 1,5 m

Diagram reading

- Diffuser size 498x498
- Outflow velocity 3,5 m/s