

**Use:**

Air supply or air exhaust in low and medium pressure installation in non aggressive environment with relative humidity up to 70%.

Fitting:

On rectangular profile air ducts, in plenum boxes, in suspended ceilings and walls (as a single AWK-T-R diffuser fitted in the front frame).

Construction:

Serial placement of vents (standard number: 18, 27, 36, 54, 72, 81, 90 or 108) provide an even air stream distribution. Different direction of air flow depending on adequate setting of plastic material blades. Standard colour of blades - white. A panel with white blades or without on request. Standard length 1035 mm (AWK-T-1) or 950 mm (AWK-T-2). Modules can be joined in a line of any length with the use of AWK-T-LR and AWK-T-E elements.

Material:

Black steel sheet, galvanised or aluminium.

Surface finish:

White powder coat RAL 9003 or other colour according to RAL catalogue on demand.

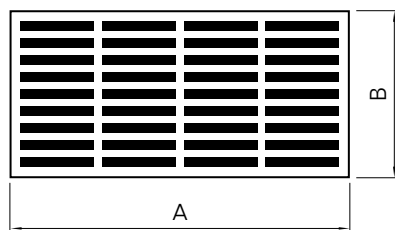
Air flow regulation:

With a single leaf damper at the inlet of a SR plenum box.

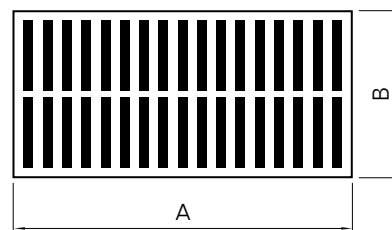
Certificates:

Technical recommendation: RT ITB-1148/2010

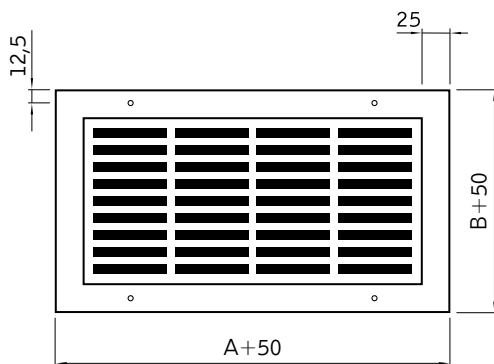
Hygiene certificate: HK/B/1452/01/2009

Dimensions and type marking:

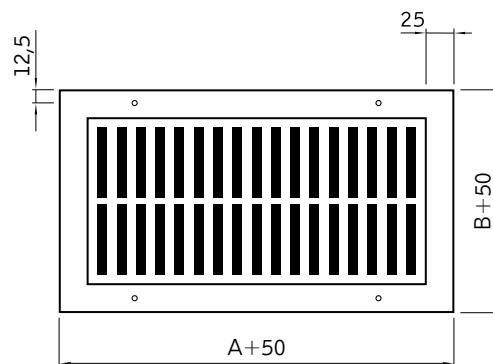
AWK-T-1



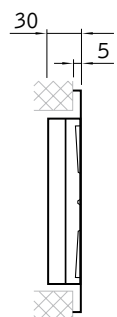
AWK-T-2



AWK-T-R-1




AWK-T-R-2




AWK-T directional panel diffuser – finish types


Finish types:




AWK-T-1




AWK-T-1-LR




AWK-T-1-E



AWK-T-2



AWK-T-2-LR




AWK-T-2-E




AWK-T-1/18




AWK-T-1/27




AWK-T-1/36




AWK-T-1/54




AWK-T-1/72



AWK-T-1/81




AWK-T-1/90




AWK-T-1/108




AWK-T-2/27



AWK-T-2/54



AWK-T-2/81



AWK-T-2/108

AWK-T directional panel diffuser – technical data

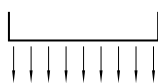
Production range:

Diffuser type	Number of vents	A	B	LR joint	End panel E
AWK-T-1	18	1035	100	999	1017
	27		135		
	36		170		
	54		240		
	72		310		
	81		345		
	90		380		
	108		450		
AWK-T-2	27	950	150	918	934
	54		265		
	81		380		
	108		495		

Directions of the outflow depending on blades set:

AWK-T-1

all outlets horizontally



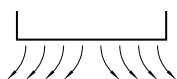
vertical air supply

all blades at 45°



one-direction air supply

blades at 45° to the left
blades at 45° to the right



two-direction air supply

blades at 45° to the left
blades horizontally
blades at 45° to the right



3-direction air supply

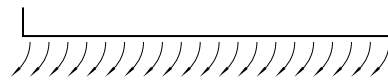
AWK-T-2

all blades horizontally



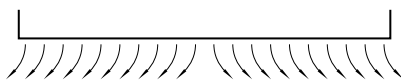
vertical air supply

all blades at 45°



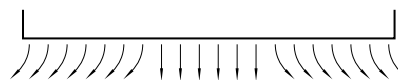
one-direction air supply

blades at 45° to the left
blades at 45° to the right



two-direction air supply

blades at 45° to the left
blades horizontally
blades at 45° to the right



3-direction air supply